



District Report Card: 2017


State: Andhra Pradesh	District: West Godavari
Class: 3	Subject: Mathematics
Schools: 58	Students: 763


Participation/Coverage


Students

<div>GENDER</div> <div></div>	Boys		Girls	
	Number	%	Number	%
	346	45.35	417	54.65

<div>AREA</div> <div></div>	Rural		Urban	
	Number	%	Number	%
	657	86.11	106	13.89

<div>CATEGORY</div> <div></div>	SC		ST		OBC		GEN	
	Number	%	Number	%	Number	%	Number	%
	262	34.34	46	6.03	358	46.92	97	12.71

<div>CWSN</div> <div></div>	LD	VI	HI	S&LD	ID	Oth
	2	2	0	1	0	2

<div>Management</div> <div></div>	Government		Government-aided	
	Number	%	Number	%
	672	88.07	91	11.93

Average Performance of Students in Mathematics (%)

Overall	Gender		Area		Management		Social Group			
	Male	Female	Rural	Urban	Govt.	Aided	SC	ST	OBC	GEN
68.56	67.36	69.56	70.62	55.79	68.76	67.11	70.05	63.33	67.06	72.58

Performance on Learning Outcomes (LOs)

Learning Outcomes	Description	Average Performance(%)
M301	Reads and writes numbers up to 999 using place value	69.37
M302	Compares numbers up to 999 based on their place values	77.46
M303	Solves simple daily life problems using addition and subtraction of three digit numbers with and without regrouping	67.41
M304	Constructs and uses the multiplication facts (up till 10) in daily life situations	66.45
M305	Analyses and applies an appropriate number operation in the situation/ context	67.10
M306	Explains the meaning of division facts by equal grouping/sharing and finds it by repeated subtraction	71.30
M309	Identifies and makes 2D-shapes by paper folding, paper cutting on the dot grid, using straight lines etc.	85.32
M311	Fills a given region leaving no gaps using a tile of a given shape	13.16
M312	Estimates and measures length and distance using standard units like centimeters or meters & identifies relationships	39.40
M317	Reads the time correctly to the hour using a clock/watch	73.26
M318	Extends patterns in simple shapes and numbers	64.18
M319	Records data using tally marks, represents pictorially and draws conclusions	86.50

Range of Performance of Students who Answered Correctly							
Below 30%		30% - 50%		50% - 75%		Above 75%	
Number	%	Number	%	Number	%	Number	%
55	7.21	105	13.76	255	33.42	348	45.61

Lowest Performing Learning Outcomes (LOs)

- 1 - Fills a given region leaving no gaps using a tile of a given shape (13.16)
- 2 - Estimates and measures length and distance using standard units like centimeters or meters & identifies relationships (39.40)
- 3 - Extends patterns in simple shapes and numbers (64.18)
- 4 - Constructs and uses the multiplication facts (up till 10) in daily life situations (66.45)
- 5 - Analyses and applies an appropriate number operation in the situation/ context (67.10)